


# UNDESTANDING POLICY RECOMMENDATIONS

## HOW TO USE THE DOCUMENT



1

### LONG AND SHORT VERSION

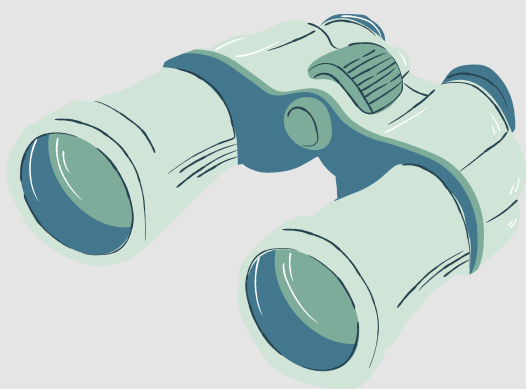
There is a long and a short version of the document. The short version should be used for communication to target stakeholders. The long version contains description of all project activities and outputs; it is accessible on the website and can be linked up if needed.

2

### WHO TO TARGET

The short version can be sent directly to your local government employees, followed by a short introductory letter. The policy suggestions could be directed to:


- the City council's Youth work department
- the City Council's Culture (CH) department
- Youth work agencies of your city/town
- Social work centers of your area
- NGOs dealing with youth, culture or social work issues



3

### HOW TO COMMUNICATE

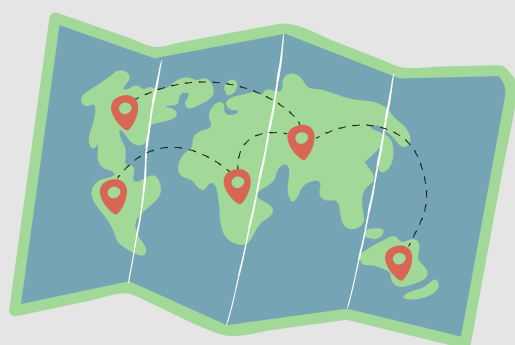
It is usually most effective to target people in the city council or local municipality that you already know. Otherwise, feel free to contact local authorities` or other public employees that are working in areas of **youth work, education or culture** directly via email. You could outline the focus of ECHE project and let them know that you are available for consultations if more information is needed.



4

### USE TOGETHER WITH THE GAME AND THE EBOOK

It would be most effective to communicate the policy recommendations together with the game and the ebook/videos, linking them up from the website. Practical tools will be viewed positively by both local authorities` employees and NGOs.



Funded by the Erasmus+ Programme of the European Union